



**Division of Mental Health, Developmental Disabilities
and Addictive Diseases**

Fiscal Year 2008 Performance Indicators

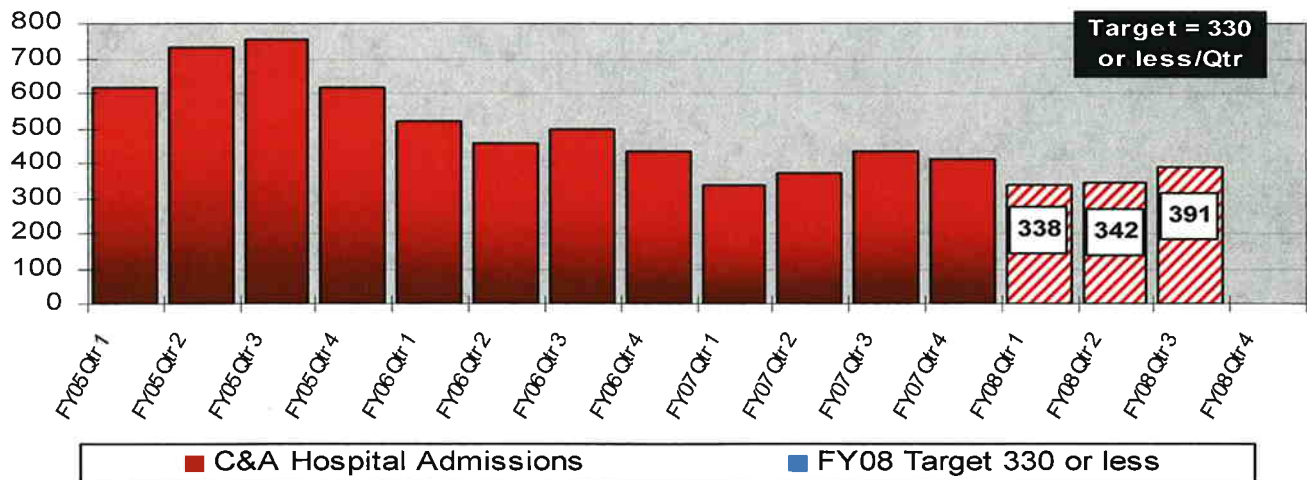
for

Child & Adolescent (C&A) Services

**Mental Health and Addictive Diseases
Hospital and Community Services**

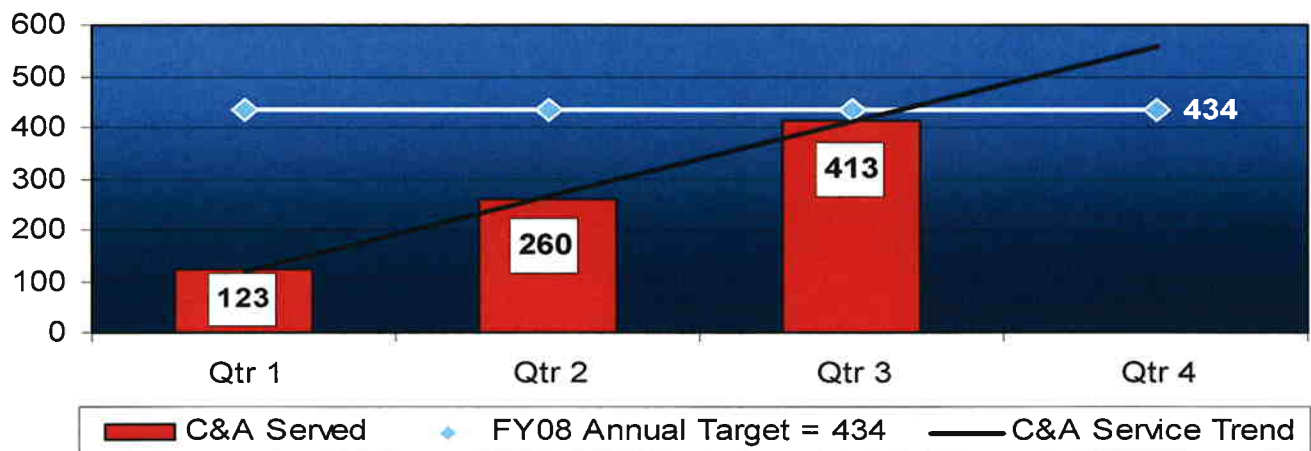
**DHR Board Report
June 2008**

Child & Adolescent Hospital Admissions



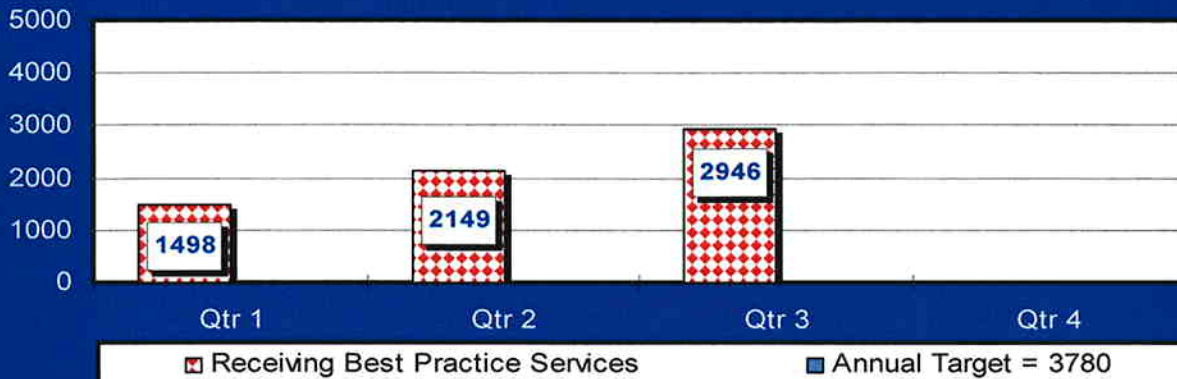
Performance Indicator	Baseline	Target FY08	Reporting Quarter
The use of hospitals for treatment of children & adolescents will be reduced as shown by a reduction in the number of C&A admissions to state hospitals.	FY07 1,556/yr (389/qtr)	1,320/yr (330/qtr)	391
			YTD
			1,071

C&A Mobile Crisis Services - YTD



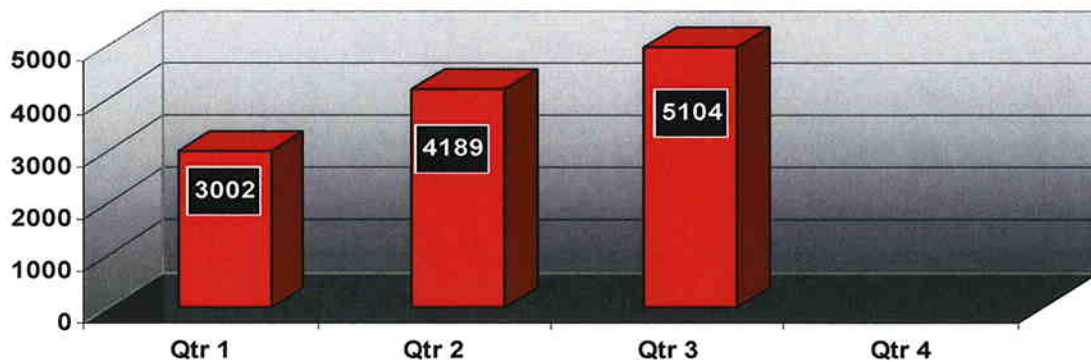
Performance Indicator	Baseline	Target FY08	Reporting Quarter
Children and Adolescents will have improved access to mobile crisis services.	FY07 =217	100 % Increase (=434) for Year	153
			YTD
			413

Children and Adolescents Receiving Best Practice Services - YTD



Performance Indicator	Baseline	Target FY08	Reporting Quarter
Children and Adolescents enrolled in MHAD services will have improved access to <i>best practice</i> treatment.	FY07 30% (3,436)	FY08 Increase by 10% (3,780)	1,637
			YTD
			2,946 Unduplicated

C&A Served From DFCS - YTD



Performance Indicator	Baseline	Target FY08	Reporting Quarter
The number Child and Adolescent consumers who are also involved with DFCS, will have improved access to community based services.	FY07 3,556	10% increase = 3,912 Annually	3,605
			YTD
			5,104 Unduplicated