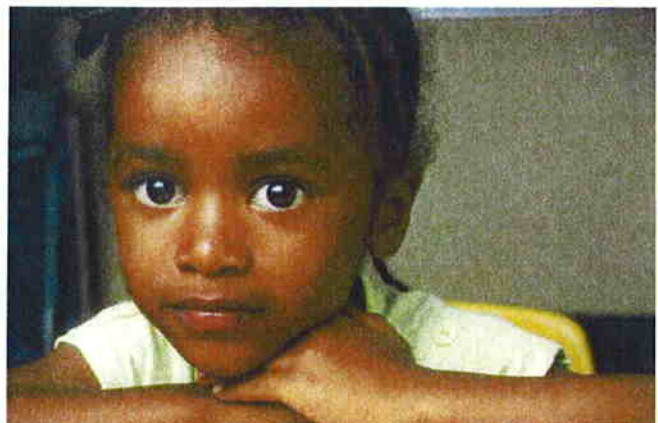


Outcome Measures and RESULTS

CHILD WELFARE

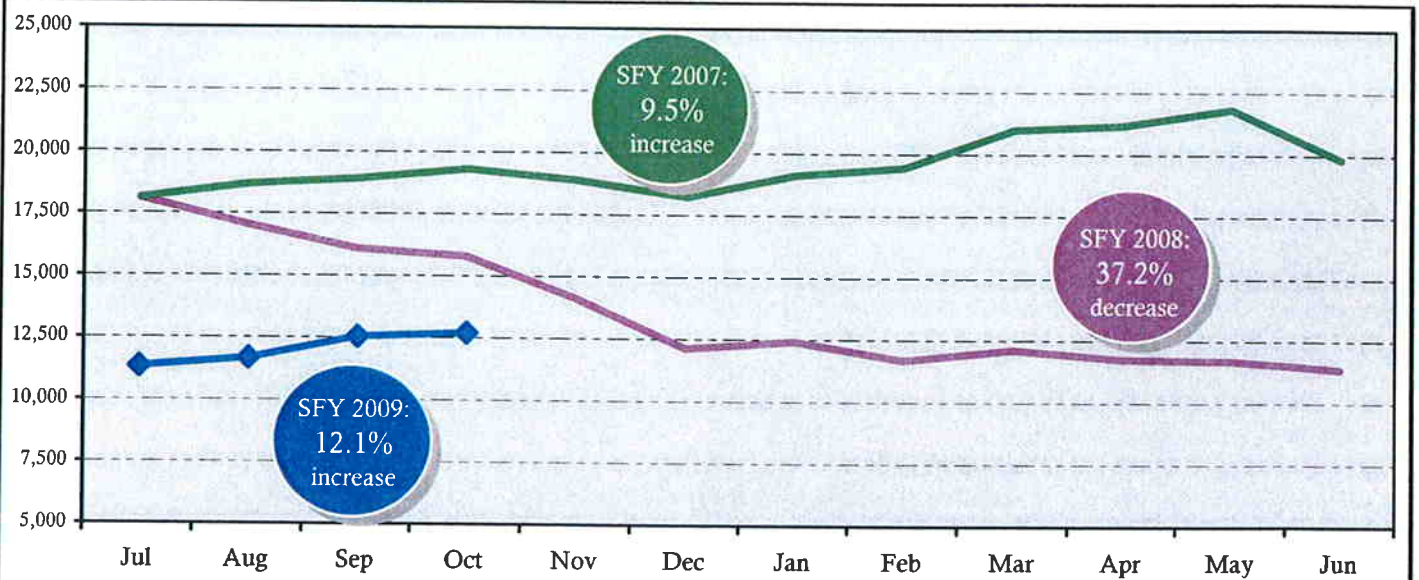
October 2008



Definitions and Data Sources

Child Protective Services Cases	1
Includes all cases active at some time during the month	
Sources: Internal Data System, SHINES	
Child Placement Services Cases	1
Includes all cases active at some time during the month (excludes boarding county cases, placement services to parents, and aftercare cases)	
Sources: Internal Data System, SHINES	
Family Support Cases/ That Became Child Protective Services Cases	2
The cumulative number of reports received by CPS that were diverted to Family Support, the number that later were opened as CPS cases more than ten days after closing of Family Support, and the number that were substantiated.	
Sources: Internal Data System, SHINES	
Recurrence of Substantiated Child Maltreatment	2
Of all the children who were victims of substantiated maltreatment, the percentage that had a substantiated report of maltreatment during the previous six months.	
<i>National Standard: less than or equal to 5.40%</i> Sources: Protective Services Data System, SHINES	
Foster Care Re-entries.....	3
Of all the children who entered foster care, the percentage that were discharged from a previous placement within twelve months of the current foster care placement.	
<i>National Standard: less than or equal to 8.60%</i> Sources: AFCARS, Internal Data System, SHINES	
Child Abuse in DFCS Foster Homes.....	3
The number of children who were victims of substantiated maltreatment by a DFCS foster Parent whose investigations were completed during the report month.	
Sources: Protective Services Data System, SHINES	
Children Placed with Relatives.....	3
Of all children in Placement, the percentage that are placed with a relative or a relative foster home. <i>State Target: greater than or equal to 30.00%</i>	
Sources: Internal Data System, SHINES	
Length of Time to Achieve Reunification	4
Of all the children who exited foster care through reunification with their family, the percentage that reunified in less than twelve months from the date of their last removal from the home.	
<i>National Standard: greater than or equal to 76.20%</i> Sources: AFCARS, Internal Data System, SHINES	
Adoptions Finalized	4
The number of children whose adoption was finalized.	
Source: Social Services Adoption Unit	
Casemanagers with Twenty or More Cases	4, 5
The number of Child Welfare casemanagers whose caseloads are twenty or more cases.	
Sources: Internal Data System, SHINES	

Child Protective Services Cases

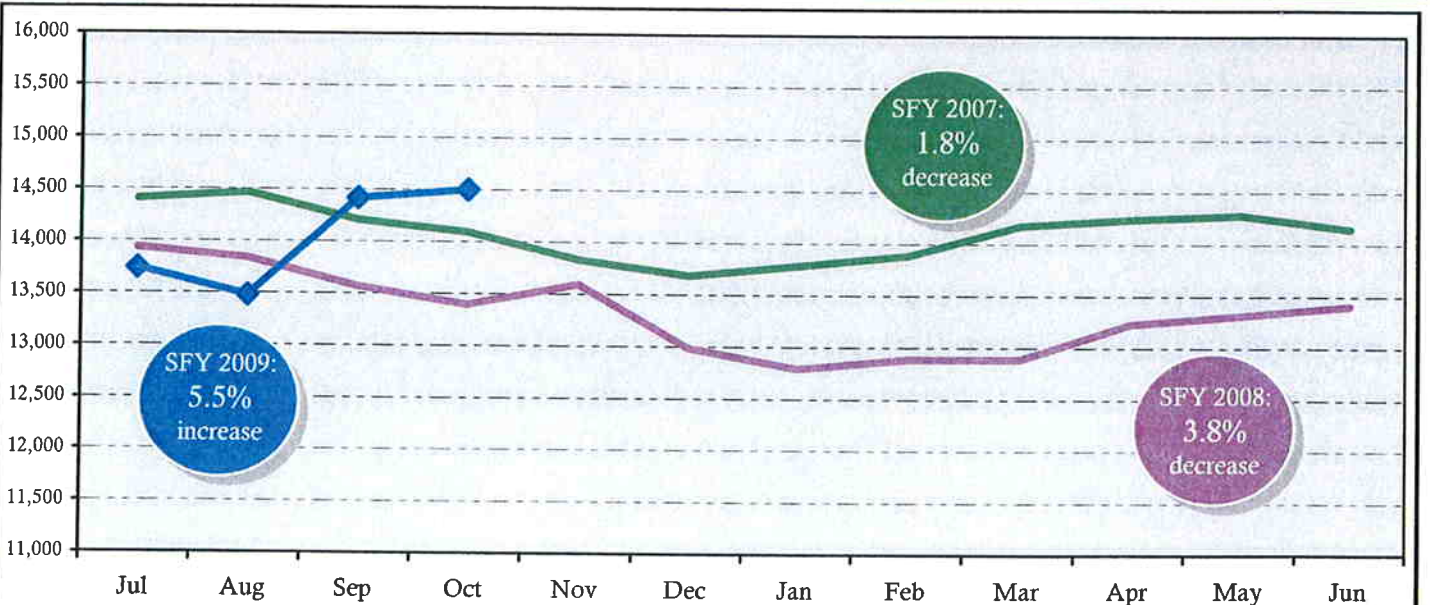


Sources: IDS, SHINES

Notes: Percentages show increase/decrease during each SFY; includes all cases active at some time during the month

Jul	Aug	Sep	Oct	Nov	Dec	Jan	Feb	Mar	Apr	May	Jun
11,345	11,679	12,556	12,713								
18,115	17,033	16,090	15,801	14,105	12,142	12,428	11,703	12,122	11,769	11,719	11,380
18,115	18,687	18,912	19,319	18,889	18,242	19,139	19,453	21,005	21,182	21,841	19,833

Child Placement Services Cases

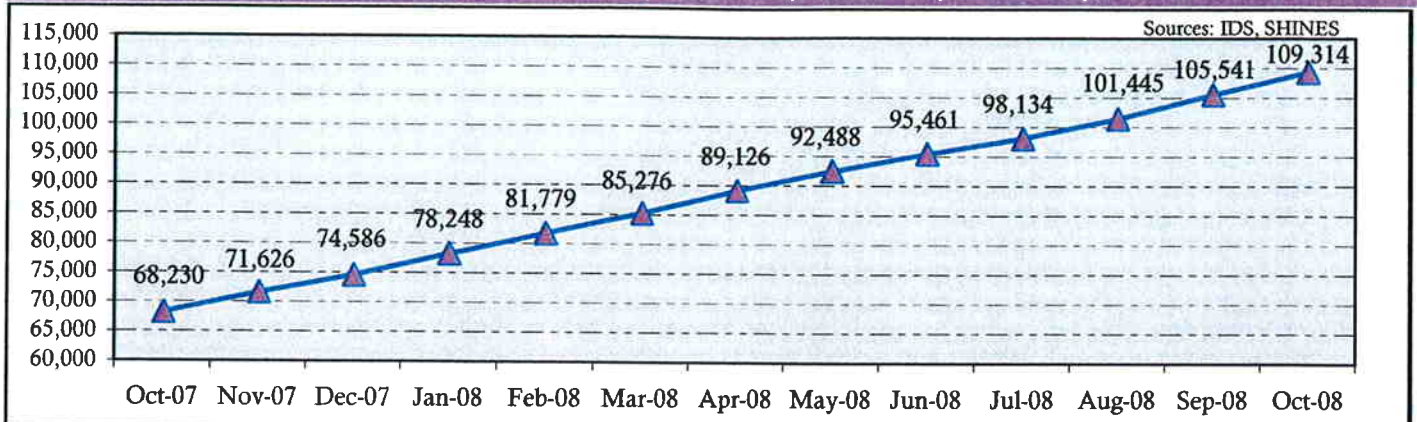


Sources: IDS, SHINES

Notes: Percentages show increase/decrease during each SFY; includes all cases active at some time during the month

Jul	Aug	Sep	Oct	Nov	Dec	Jan	Feb	Mar	Apr	May	Jun
13,739	13,479	14,417	14,499								
13,935	13,839	13,568	13,398	13,595	12,985	12,793	12,891	12,886	13,230	13,315	13,409
14,404	14,463	14,205	14,093	13,828	13,683	13,784	13,887	14,177	14,241	14,280	14,147

Family Support (formerly Diversion) Cases (cumulative)

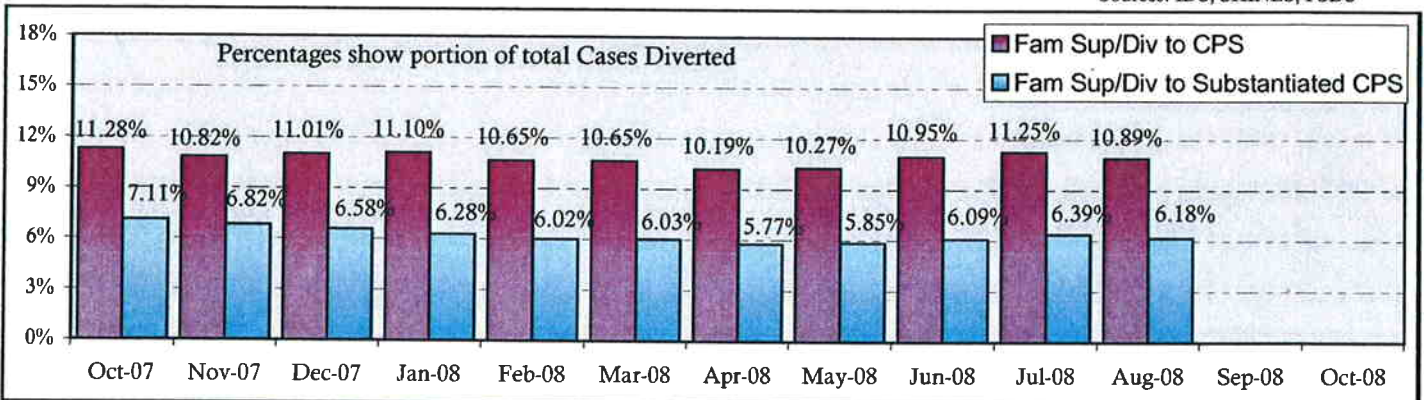


Oct-07	Nov-07	Dec-07	Jan-08	Feb-08	Mar-08	Apr-08	May-08	Jun-08	Jul-08	Aug-08	Sep-08	Oct-08
68,230	71,626	74,586	78,248	81,779	85,276	89,126	92,488	95,461	98,134	101,445	105,541	109,314

Def: The cumulative number of reports received by CPS that were diverted to Family Support and those that later were opened as CPS cases more than 10 days after closing of Family Support case. Notes: Totals for the past two months are updated; Family Support (formerly Diversion) Cases That Became CPS Cases shows current available data.

Family Support (formerly Diversion) Cases That Became CPS Cases (cumulative)

Sources: IDS, SHINES, PSDS

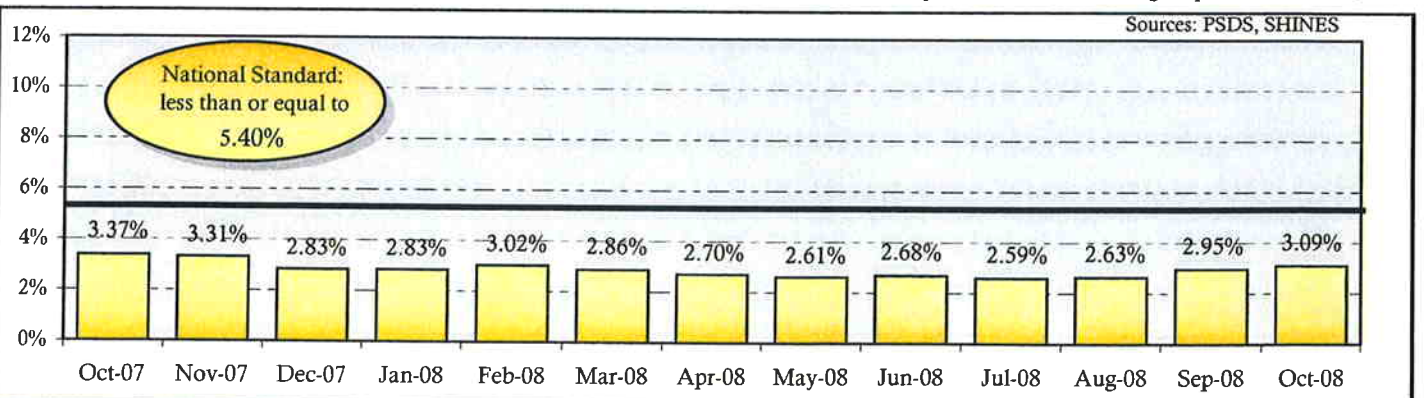


Oct-07	Nov-07	Dec-07	Jan-08	Feb-08	Mar-08	Apr-08	May-08	Jun-08	Jul-08	Aug-08	Sep-08	Oct-08
7,695	7,753	8,211	8,687	8,710	9,078	9,082	9,496	10,456	11,038	11,047	*	*
4,849	4,887	4,909	4,917	4,920	5,145	5,145	5,413	5,813	6,269	6,273	*	*

* Data reported on a 2-month delay

Recurrence Of Substantiated Child Maltreatment

Def: Of all children who were victims of substantiated maltreatment, the percentage that had a substan. report of maltreatment during the previous 6 months.

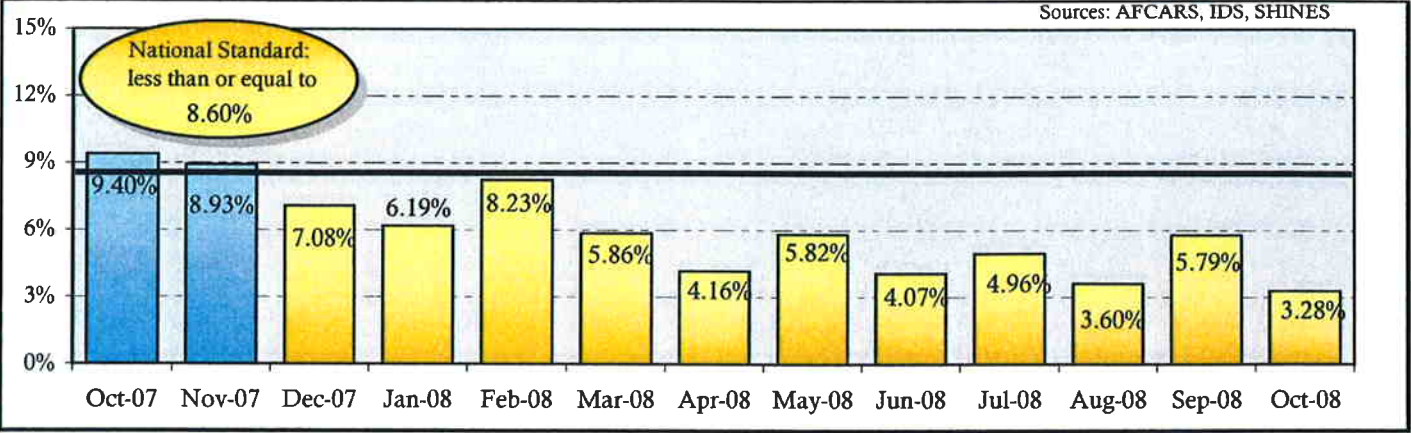


Oct-07	Nov-07	Dec-07	Jan-08	Feb-08	Mar-08	Apr-08	May-08	Jun-08	Jul-08	Aug-08	Sep-08	Oct-08
3.37%	3.31%	2.83%	2.83%	3.02%	2.86%	2.70%	2.61%	2.68%	2.59%	2.63%	2.95%	3.09%

Foster Care Re-entries

Def: Of all the children who entered foster care, the percentage that were discharged from a previous placement within 12 months of the current placement.

Sources: AFCARS, IDS, SHINES

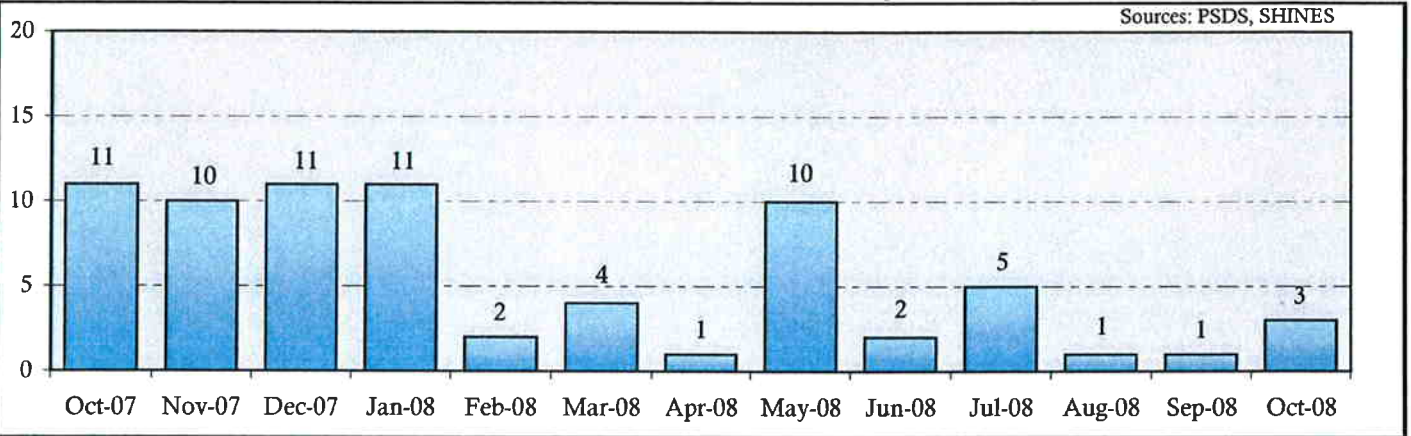


Oct-07	Nov-07	Dec-07	Jan-08	Feb-08	Mar-08	Apr-08	May-08	Jun-08	Jul-08	Aug-08	Sep-08	Oct-08
9.40%	8.93%	7.08%	6.19%	8.23%	5.86%	4.16%	5.82%	4.07%	4.96%	3.60%	5.79%	3.28%

Child Abuse In DFCS Foster Homes

Def: The number of children who were victims of substan. mal. by a DFCS foster parent whose investigations were completed during the report month.

Sources: PSDS, SHINES

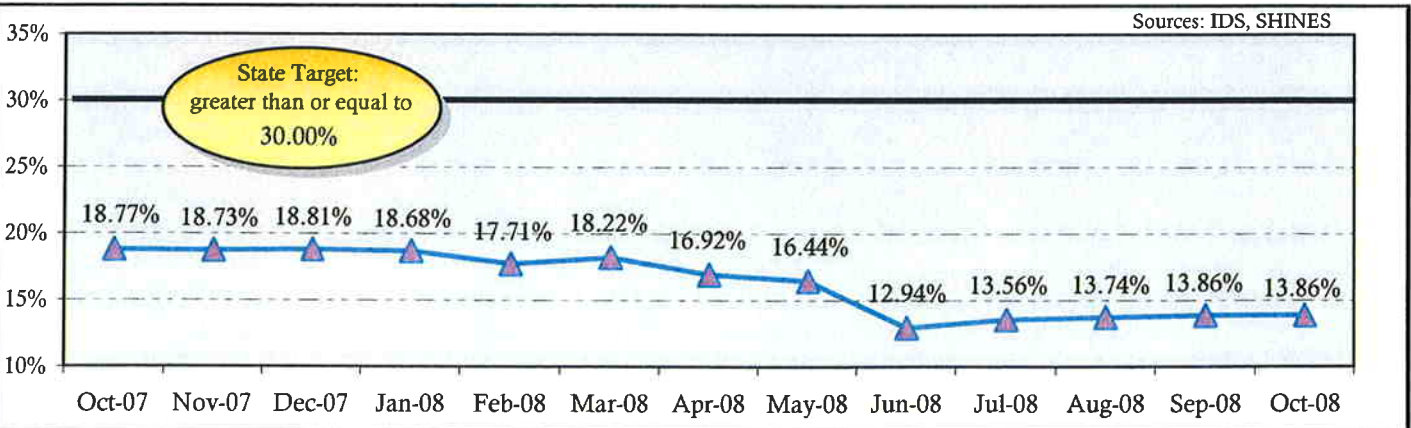


Oct-07	Nov-07	Dec-07	Jan-08	Feb-08	Mar-08	Apr-08	May-08	Jun-08	Jul-08	Aug-08	Sep-08	Oct-08
11	10	11	11	2	4	1	10	2	5	1	1	3

Children Placed With Relatives

Def: Of all children in Placement, the percentage that are placed with a relative or relative foster home.

Sources: IDS, SHINES

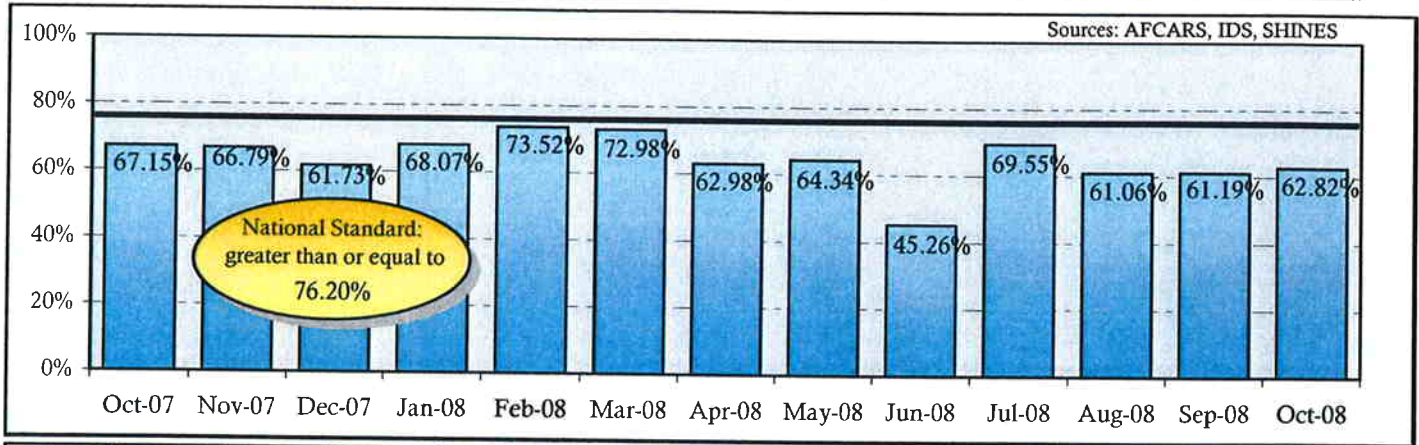


Oct-07	Nov-07	Dec-07	Jan-08	Feb-08	Mar-08	Apr-08	May-08	Jun-08	Jul-08	Aug-08	Sep-08	Oct-08
18.77%	18.73%	18.81%	18.68%	17.71%	18.22%	16.92%	16.44%	12.94%	13.56%	13.74%	13.86%	13.86%

Length Of Time To Achieve Reunification

Def: Of all the children who exited foster care by reunif. w/ their family, the % that were reunified in less than 12 mos. from their last removal from the home.

Sources: AFCARS, IDS, SHINES

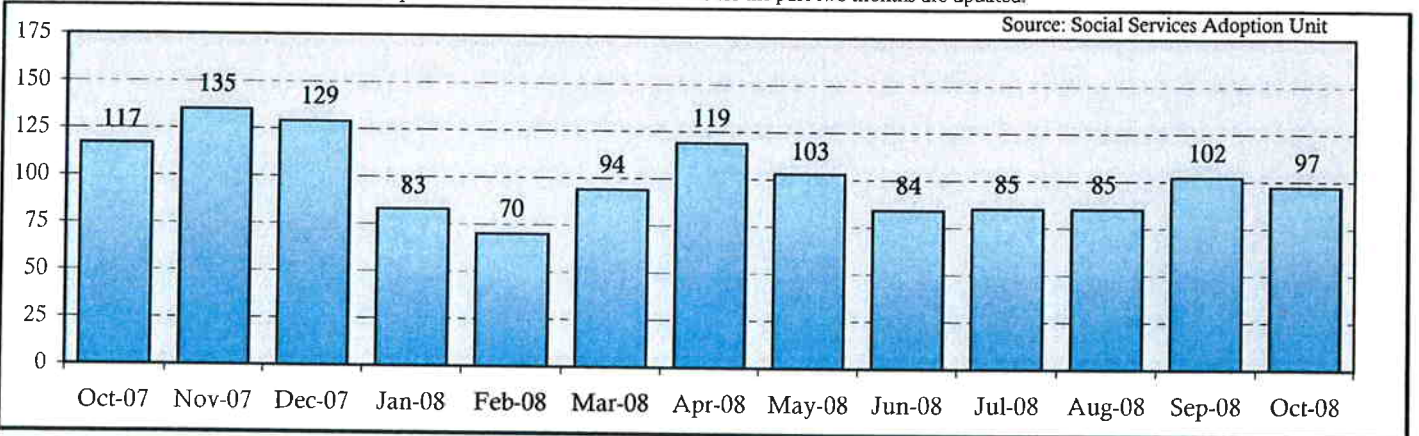


Oct-07	Nov-07	Dec-07	Jan-08	Feb-08	Mar-08	Apr-08	May-08	Jun-08	Jul-08	Aug-08	Sep-08	Oct-08
67.15%	66.79%	61.73%	68.07%	73.52%	72.98%	62.98%	64.34%	45.26%	69.55%	61.06%	61.19%	62.82%

Adoptions Finalized

Def: The number of children whose adoption was finalized. Totals for the past two months are updated.

Source: Social Services Adoption Unit

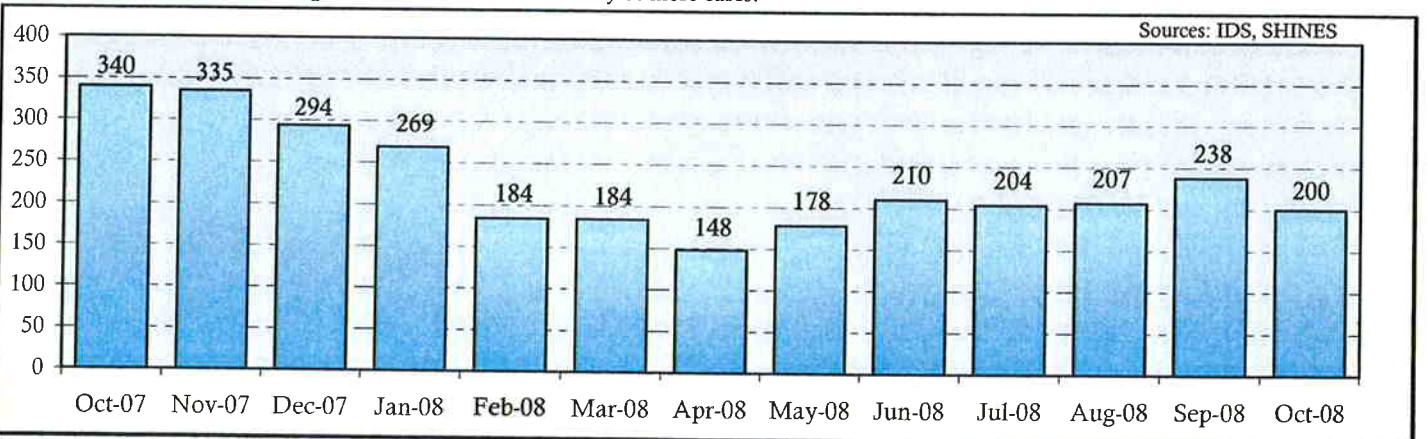


Oct-07	Nov-07	Dec-07	Jan-08	Feb-08	Mar-08	Apr-08	May-08	Jun-08	Jul-08	Aug-08	Sep-08	Oct-08
117	135	129	83	70	94	119	103	84	85	85	102	97

Casemanagers With Twenty Or More Cases - Placement

Def: The number of casemanagers whose caseloads are twenty or more cases.

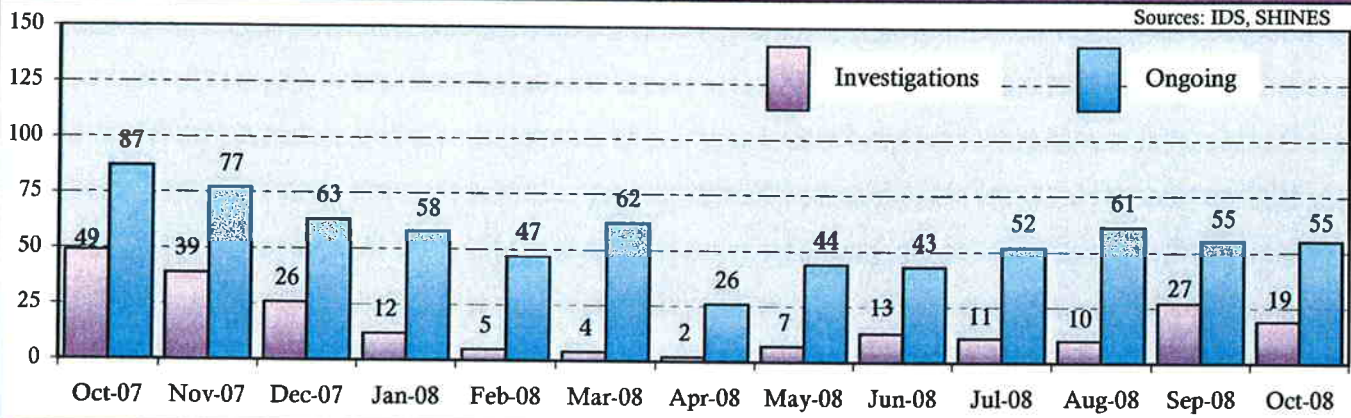
Sources: IDS, SHINES



Oct-07	Nov-07	Dec-07	Jan-08	Feb-08	Mar-08	Apr-08	May-08	Jun-08	Jul-08	Aug-08	Sep-08	Oct-08
340	335	294	269	184	184	148	178	210	204	207	238	200

Casemanagers With Twenty Or More Cases - CPS

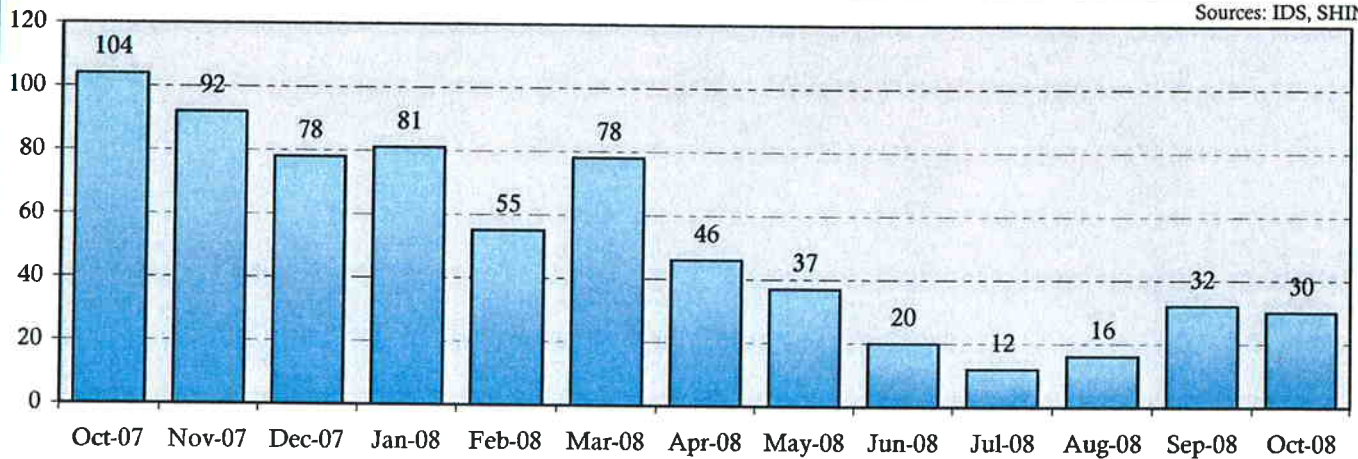
Sources: IDS, SHINES



Oct-07	Nov-07	Dec-07	Jan-08	Feb-08	Mar-08	Apr-08	May-08	Jun-08	Jul-08	Aug-08	Sep-08	Oct-08
49	39	26	12	5	4	2	7	13	11	10	27	19
87	77	63	58	47	62	26	44	43	52	61	55	55

Casemanagers With Twenty Or More Cases - Family Support (formerly Diversion)

Sources: IDS, SHINES



Oct-07	Nov-07	Dec-07	Jan-08	Feb-08	Mar-08	Apr-08	May-08	Jun-08	Jul-08	Aug-08	Sep-08	Oct-08
104	92	78	81	55	78	46	37	20	12	16	32	30