



**Division of Mental Health, Developmental Disabilities  
and Addictive Diseases**

**Fiscal Year 2009 Performance Indicators**

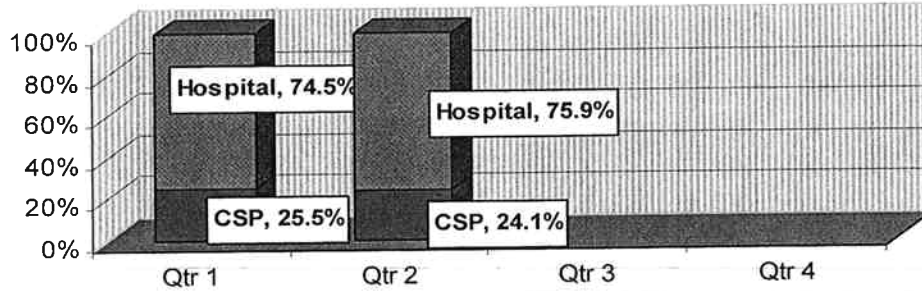
*for*

**Child & Adolescent (C&A) Services**

**Mental Health and Addictive Diseases  
Hospital and Community Services**

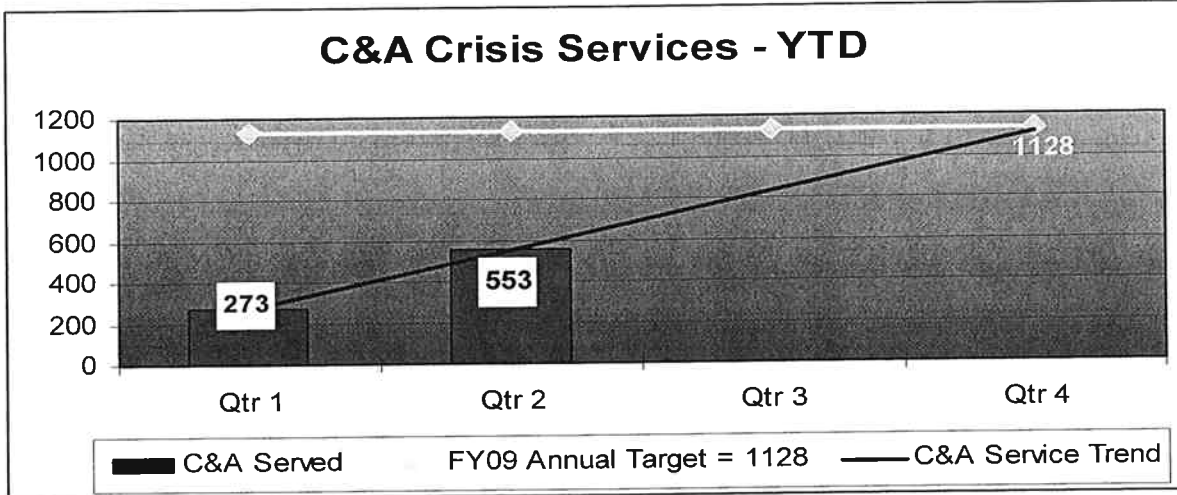
**DHR Board Report  
March 2009**

### C&A Hospital vs CSP Inpatient Services

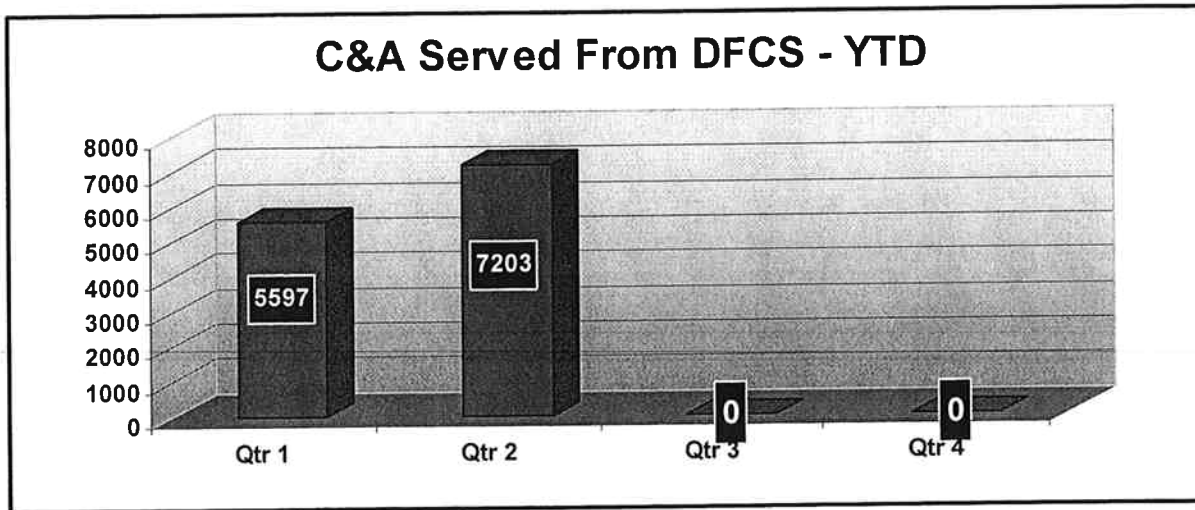


Performance Indicator	Baseline	Target FY09	Reporting Quarter
The use of hospitals for treatment of children & adolescents will be reduced by increasing the availability and use of Crisis Stabilization Programs (CSP) to meet acute care needs of children.	FY08 % of CSP admits to total acute care admissions	50% admits to CSPs 4 <sup>th</sup> qtr FY09	24.1% ACL Comparison
			<b>YTD</b>
			24.8%

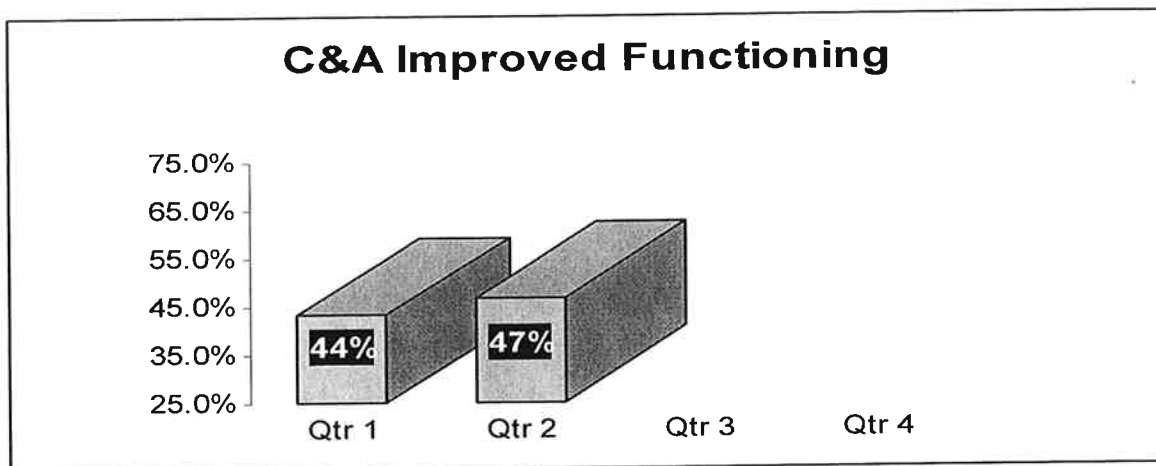
### C&A Crisis Services - YTD



Performance Indicator	Baseline	Target FY09	Reporting Quarter
Children and Adolescents will have improved access to crisis services. <i>(Shown by an increase in the number of C&amp;A consumers receiving ALL Crisis Services in the Community incl. CSP)</i>	Mobile Crisis FY07 = 217 FY08 = 564	100 % Increase (= 1,128) Total for Year	299
			<b>YTD</b>
			553



Performance Indicator	Baseline	Target FY09	Reporting Quarter
Children and Adolescents involved with DFCS and who have MH/AD service needs, will have improved access to community based services. (Number of DFCS consumers served)	FY07 3,556	20% increase = 6,000 Annually	5,728
			YTD
	FY08 5,201		7,203 Unduplicated



Performance Indicator	Baseline	Target FY09	Reporting Quarter
Children and adolescents with Serious Emotional Disturbance and Substance Abuse problems will show improvement in school and at home while in community MH/AD Treatment.	NA	50%	47%
			YTD
			45%